



9th & 10th



CHOICE NOVEL

workbook

A black and white line drawing of a bookshelf filled with books. A white rectangular label is placed in the center, partially overlapping the books. The label contains the text "NAME:". The shelf has a decorative, scalloped edge.

NAME:

A black and white line drawing of a bookshelf filled with books. A white rectangular label is placed in the center, partially overlapping the books. The label contains the text "NOVEL CHOSEN:". The shelf has a decorative, scalloped edge.

NOVEL CHOSEN:

9th & 10th Grade Summer Reading Book Choices

Choose 1 and complete all assignments in the packet. This will be a test grade for first quarter.

- *Murder on the Orient Express* by Agatha Christie
- *The Hunger Games* by Suzanne Collins
- *Robinson Crusoe* by Daniel Defoe

Cite Textual Evidence

RL.9-10.1

Cite strong and thorough textual evidence to support analysis of what the text says explicitly as well as inferences drawn from the text.

Directions: Cite the 4 most significant quotes of the novel below and explain the meaning of the quotes, as well as, what they imply about the characters. Be sure to cite these correctly (LastName PageNumber). Explanations should be in complete sentences. (20 points)

Quote #1

Explanation #1

Quote #2

Explanation #2

Cite Textual Evidence

RL.9-10.1

Cite strong and thorough textual evidence to support analysis of what the text says explicitly as well as inferences drawn from the text.

Quote #3

Explanation #3

Quote #4

Explanation #4

Themes + Summary

RL.9-10.2

Determine a theme or central idea of a text and analyze in detail its development over the course of the text, including how it emerges and is shaped and refined by specific details; provide an objective summary of the text.

Subject: One word topics that the author is discussing.

Theme: A cliché-free full sentence that determines the message of the story.

To find theme, you can ask yourself "What is the author saying about ___(subject)___?"

1. Identify two subjects in your novel. (4 points)

2. Identify one theme from one of the above subjects. (6 points)

3. List the major events, characters, and settings that led to the theme. (5 points)

4. How do those major events help to develop that theme? How do the details of the novel impact and shape the theme over the entire novel? (10 points)

Authors Choices - Characters

RL.9-10.3

Analyze how complex characters (e.g., those with multiple or conflicting motivations) develop over the course of a text, interact with other characters, and advance the plot or develop the theme.

Directions: Complete the chart to analyze the plot and characters. (25 points)

Who is the protagonist of the story? (Could have more than one)	
How does the protagonist change throughout the novel?	
Who/What is the antagonist? (Doesn't have to be an actual person - could be the protagonist's fears)	
How does the interaction of these characters advance the plot?	
How do these character help to develop the theme?	

Literary Devices

L.9-10.5

Demonstrate understanding of figurative language, word relationships, and nuances in word meanings.

Directions: Complete the chart by identifying 5 examples of figurative language in your novel and explaining the significance or impact that each has on the novel's characters or plot. Figurative language may tell us more about the characters, expand the plot, or simply be a beautiful or engaging sentence that makes the novel more interesting. (25 points)

FIGURATIVE LANGUAGE TYPE	QUOTE FROM NOVEL	EXPLAIN SIGNIFICANCE OR IMPACT

Tone Analysis

RL.9-10.4

Determine the meaning of words and phrases as they are used in the text, including figurative and connotative meanings; analyze the cumulative impact of specific word choices on meaning and tone (e.g., how the language evokes a sense of time and place; how it sets a formal or informal tone).

DENOTATION

dictionary definition

VS

CONNOTATION

Emotions, words, and events associated to the words.

EXAMPLE

A harsh sound when laughing ← Word: "Cackle" → Associated to witches and Halloween time; spooky/scary

Directions: Choose a passage of your novel (3-6 paragraphs) to analyze and complete the tasks below. You will be analyzing how the word choice develops the tone as well as identifying denotation and connotations.

1. Complete a quick passage analysis:

One sentence summary: _____

Identify the tone (remember tone is the author's attitude toward the subject): _____

List three words that lead you to the tone. (15 points)

Word 1 _____

Denotation _____

Connotation _____

Word 2 _____

Denotation _____

Connotation _____

Word 3 _____

Denotation _____

Connotation _____

Tone Analysis

2. Analyze how the three words that you selected develop the tone in this passage. (Should fill page - 20 points)

ANALYSIS HOW TO:

- Start by analyzing each word by itself.
- Discuss how the denotation and connotations all lead to the tone you identified.
- Next, pull out some examples of imagery and discuss how those lead to the tone.
- Focus on the HOW. HOW is the tone developed - you can't just say that it is.

Authors Choices - structure

RL.9-10.5

Analyze how an author's choices concerning how to structure a text, order events within it (e.g., parallel plots), and manipulate time (e.g., pacing, flashbacks) create such effects as mystery, tension, or surprise.

Directions: Complete the plot diagram. (25 points)

CRISIS ⚡


Explain what happens at the most exciting point of the book. This is what the entire book has been leading up to. Give detailed description. (This doesn't have to be negative)

★ **INCITING INCIDENTS**

Write about at least 2 incidents that occur in the book that are leading up to the main conflict.

FALLING ACTION ☾

Write about at least 2 incidents that occur in the book that are leading to the resolution



EXPOSITION

Give a short explanation of where the book starts, the setting, and characters introduced.



RESOLUTION

Explain how the story ends, what happens to main characters, and how the conflict is resolved.

Authors Choices - Pacing

RL.9-10.5

Analyze how an author's choices concerning how to structure a text, order events within it (e.g., parallel plots), and manipulate time (e.g., pacing, flashbacks) create such effects as mystery, tension, or surprise.

Directions: Answer the following questions to analyze the pacing and manipulation of time.

PACING = the rate at which the author tells the story - this is achieved through sentence types and syntax. Example: if a novel starts with short phrases at the beginning of the chapter it might invoke a feeling of tension.

MANIPULATION OF TIME = the order of the events in connection to a timeline. Maybe a novel starts in 1980 to establish the parent's point of view in school, but jumps to 2018 where the daughter is in school. This manipulation of time helps to reveal plot events/character information at certain times to evoke a things like mystery.

1. Describe the pacing of the exposition. (5 points)

2. Describe the pacing of the crisis. (5 points)

3. How does the manipulation of time attribute to things like mystery/tension? (5 points)

Informational Text

RI.9-10.1

Cite strong and thorough textual evidence to support analysis of what the text says explicitly as well as inferences drawn from the text.

RI.9-10.5

Analyze in detail how an author's ideas or claims are developed and refined by particular sentences, paragraphs, or larger portions of a text (e.g., a section or chapter).

RI.9-10.6

Determine an author's point of view or purpose in a text and analyze how an author uses rhetoric to advance that point of view or purpose.

Directions: Find a credible article online that discusses one of the subjects in your book. Complete the tasks below with detail, answering all questions accurately. (6 points)

Title of Article: _____

Author: _____

Company/Website Name: _____

Date published: _____

What is the author's main purpose? Circle one. Inform Persuade Entertain

What subject from your novel is discussed? _____

Cite the most significant sentence in the article and explain how it connects to your novel's subject. (4 points)

Quote _____

Explanation _____

How does this sentence help to develop the claim? (5 points)


Vocabulary building


L.9-10.4.C

Consult general and specialized reference materials (e.g., dictionaries, glossaries, thesauruses), both print and digital, to find the pronunciation of a word or determine or clarify its precise meaning, its part of speech, or its etymology.

Directions: Record and define 10 words you did not know. The words can come from anywhere in the book. (10 points)

WORD	DEFINITION





“NEVER TRUST ANYONE
WHO HAS NOT BROUGHT A
BOOK WITH THEM.”



READING

SCHEDULE



I have _____
school days to
read and finish
the workbook,
which means I
need to read
_____ pages
a day.



READING

SCHEDULE



I have _____
school days to
read and finish
the workbook,
which means I
need to read
_____ pages
a day.



READING

SCHEDULE



I have _____
school days to
read and finish
the workbook,
which means I
need to read
_____ pages
a day.



READING

SCHEDULE



I have _____
school days to
read and finish
the workbook,
which means I
need to read
_____ pages
a day.

