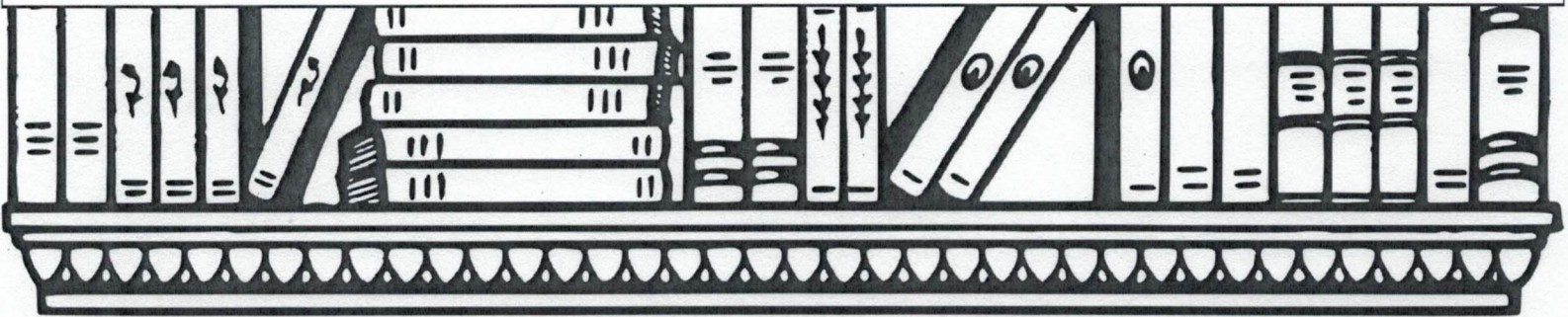


# CHOICE NOVEL

workbook

A black and white line drawing of a bookshelf, identical to the others. A white rectangular label is placed over the middle of the shelf. The label contains the text "NAME:" followed by a blank space for writing.

NAME: \_\_\_\_\_

A black and white line drawing of a bookshelf, identical to the others. A white rectangular label is placed over the middle of the shelf. The label contains the text "NOVEL CHOSEN:" followed by a blank space for writing.

NOVEL CHOSEN: \_\_\_\_\_

## 7th Grade Summer Reading Book Choices

Choose 1 and complete all assignments in the packet. This will be a test grade for first quarter.

- *Touching Spirit Bear* by Ben Mikaelson
- *Gregor the Overlander* by Suzanne Collins
- *The Unwanteds* by Lisa McMan

# Cite Textual Evidence

RL.7.1

Cite several pieces of textual evidence to support analysis of what the text says explicitly as well as inferences drawn from the text.

**Directions:** Cite the 4 most significant quotes of the novel below and explain the meaning of the quotes, as well as, what they imply about the characters. Be sure to cite these correctly (LastName PageNumber). Explanations should be in complete sentences. (20 points)

Quote #1

Explanation #1

Quote #2

Explanation #2

# Cite Textual Evidence

RL.7.1

Cite several pieces of textual evidence to support analysis of what the text says explicitly as well as inferences drawn from the text.

Quote #3

Explanation #3

Quote #4

Explanation #4

# Theme + Summary

## RL.7.2

Determine a theme or central idea of a text and analyze its development over the course of the text; provide an objective summary of the text.

**Subject:** One word topics that the author is discussing.

**Theme:** A cliché-free full sentence that determines the message of the story.

To find theme, you can ask yourself "What is the author saying about \_\_\_(subject)\_\_\_?"

1. Identify two subjects in your novel. (4 points)

\_\_\_\_\_

2. Identify one theme from one of the above subjects. (6 points)

\_\_\_\_\_  
\_\_\_\_\_  
\_\_\_\_\_

3. List the major events, characters, and settings that led to the theme. (5 points)

\_\_\_\_\_  
\_\_\_\_\_

4. How are the characters, setting, and plot connected to the theme? (10 points)

\_\_\_\_\_  
\_\_\_\_\_  
\_\_\_\_\_  
\_\_\_\_\_  
\_\_\_\_\_  
\_\_\_\_\_



# plot analysis

RL.7.3

Analyze how particular elements of a story or drama interact (e.g., how setting shapes the characters or plot).

**Directions:** Complete the plot diagram. (25 points)

**CRISIS** ⚡

Explain what happens at the most exciting point of the book. This is what the entire book has been leading up to. Give detailed description. (This doesn't have to be negative)

---

---


---

★ **INCITING INCIDENTS**

Write about at least 2 incidents that occur in the book that are leading up to the main conflict.

**FALLING ACTION** ☾

Write about at least 2 incidents that occur in the book that are leading to the resolution



**EXPOSITION**

Give a short explanation of where the book starts, the setting, and characters introduced.

---

---

---

---

---

---

---

---

---

---



**RESOLUTION**

Explain how the story ends, what happens to main characters, and how the conflict is resolved.

---

---

---

---

---

---

---

---

---

---



# setting analysis

RL.7.3

Analyze how particular elements of a story or drama interact (e.g., how setting shapes the characters or plot).

1. Compare and contrast this novel's order of events and structure to another one that you have read (in or out of school). How does this structure help to develop the characters? (10 points)

2. How does the setting of the novel shape the plot or characters? (5 points)



# Figurative Language

L.7.5

Demonstrate understanding of figurative language, word relationships, and nuances in word meanings.

**Directions:** Complete the chart by identifying 5 examples of figurative language in your novel and explaining the significance or impact that each has on the novel's characters or plot. Figurative language may tell us more about the characters, expand the plot, or simply be a beautiful or engaging sentence that makes the novel more interesting. (25 points)

FIGURATIVE LANGUAGE TYPE	QUOTE FROM NOVEL	EXPLAIN SIGNIFICANCE OR IMPACT

# Figurative Language

L.7.5

Demonstrate understanding of figurative language, word relationships, and nuances in word meanings.

**Directions:** Complete the chart by identifying 5 examples of figurative language in your novel and explaining the significance or impact that each has on the novel's characters or plot. Figurative language may tell us more about the characters, expand the plot, or simply be a beautiful or engaging sentence that makes the novel more interesting. (25 points)

FIGURATIVE LANGUAGE TYPE	QUOTE FROM NOVEL	EXPLAIN SIGNIFICANCE OR IMPACT

# connotation + denotation

**RL.7.4**  
Determine the meaning of words and phrases as they are used in a text, including figurative and connotative meanings; analyze the impact of rhymes and other repetitions of sounds (e.g., alliteration) on a specific verse or stanza of a poem or section of a story or drama.

## DENOTATION

dictionary definition

VS

## CONNOTATION

Emotions, words, and events associated to the words.

EXAMPLE

A harsh sound when laughing

Word: "Cackle"

Associated to witches and Halloween time; spooky/scary

**Directions:** Choose a passage of your novel (3-6 paragraphs) to analyze and complete the tasks below. You will be analyzing how the word choice develops the tone as well as identifying denotation and connotations.

1. Complete a quick passage analysis:

One sentence summary: \_\_\_\_\_

Identify the tone (remember tone is the author's attitude toward the subject): \_\_\_\_\_

List three words that lead you to the tone. (15 points)

**Word 1** \_\_\_\_\_

Denotation \_\_\_\_\_

Connotation \_\_\_\_\_

**Word 2** \_\_\_\_\_

Denotation \_\_\_\_\_

Connotation \_\_\_\_\_

**Word 3** \_\_\_\_\_

Denotation \_\_\_\_\_

Connotation \_\_\_\_\_

# Tone Analysis

2. Analyze how the three words that you selected develop the tone in this passage. (Should fill page - 20 points)

## ANALYSIS HOW TO:

- Start by analyzing each word by itself.
- Discuss how the denotation and connotations all lead to the tone you identified.
- Next, pull out some examples of imagery and discuss how those lead to the tone.
- Focus on the HOW. HOW is the tone developed - you can't just say that it is.

# Informational Text

## RI.7.1

Cite several pieces of textual evidence to support analysis of what the text says explicitly as well as inferences drawn from the text.

## RI.7.5

Analyze the structure an author uses to organize a text, including how the major sections contribute to the whole and to the development of the ideas.

## RI.7.6

Determine an author's point of view or purpose in a text and analyze how the author distinguishes his or her position from that of others.

**Directions:** Find a credible article online that discusses one of the subjects in your book. Complete the tasks below with detail, answering all questions accurately. (6 points)

Title of Article: \_\_\_\_\_

Author: \_\_\_\_\_

Company/Website Name: \_\_\_\_\_

Date published: \_\_\_\_\_

What is the author's main purpose? Circle one.      Inform      Persuade      Entertain

Circle the text structure. Cause & Effect      Chronological      Problem & Solution      Compare & Contrast

Cite the most significant sentence in the article and explain how it helps to develop the text structure. (4 points)

Quote \_\_\_\_\_

\_\_\_\_\_

\_\_\_\_\_

Explanation \_\_\_\_\_

\_\_\_\_\_

\_\_\_\_\_

\_\_\_\_\_

\_\_\_\_\_

\_\_\_\_\_

How does this sentence help to develop the overall claim? (5 points)

\_\_\_\_\_

\_\_\_\_\_

\_\_\_\_\_

# Vocabulary building


## L.7.4.C

Consult general and specialized reference materials (e.g., dictionaries, glossaries, thesauruses), both print and digital, to find the pronunciation of a word or determine or clarify its precise meaning or its part of speech.


**Directions:** Record and define 10 words you did not know. The words can come from anywhere in the book. (10 points)

WORD	DEFINITION









“NEVER TRUST ANYONE  
WHO HAS NOT BROUGHT A  
BOOK WITH THEM.”



READING

SCHEDULE



I have \_\_\_\_\_  
school days to  
read and finish  
the workbook,  
which means I  
need to read  
\_\_\_\_\_ pages  
a day.



READING

SCHEDULE



I have \_\_\_\_\_  
school days to  
read and finish  
the workbook,  
which means I  
need to read  
\_\_\_\_\_ pages  
a day.



READING

SCHEDULE



I have \_\_\_\_\_  
school days to  
read and finish  
the workbook,  
which means I  
need to read  
\_\_\_\_\_ pages  
a day.



READING

SCHEDULE



I have \_\_\_\_\_  
school days to  
read and finish  
the workbook,  
which means I  
need to read  
\_\_\_\_\_ pages  
a day.

